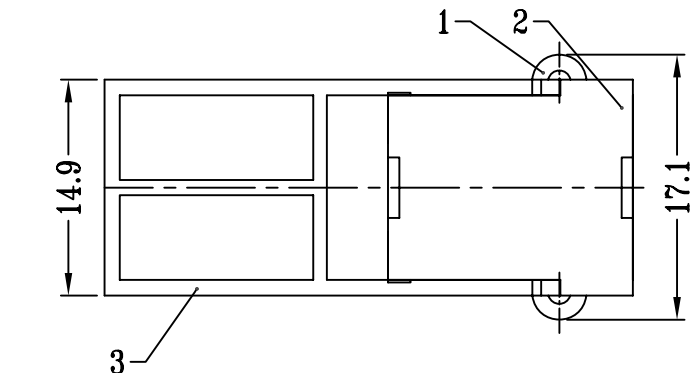


CAD FILE:

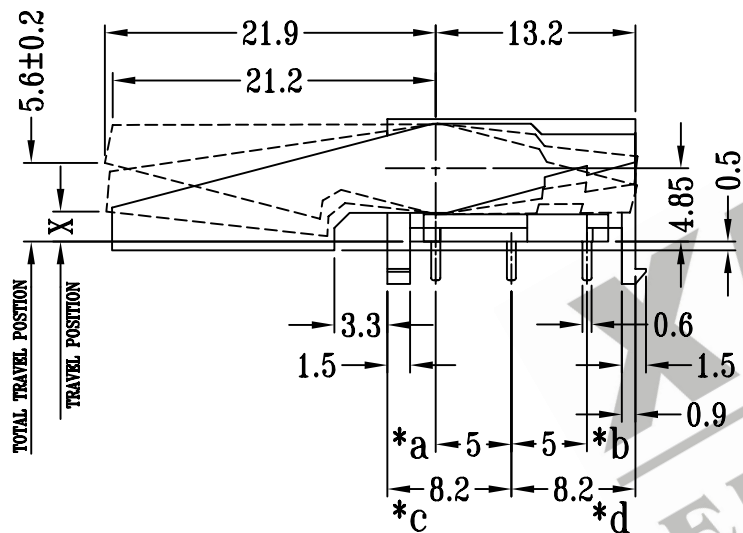


TIMING LAG DIAGRAM

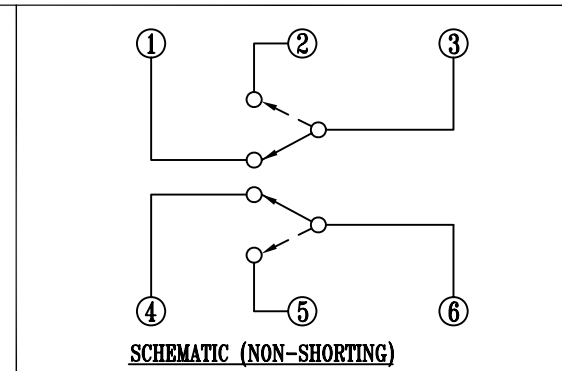
①	③	ON	OFF
②	③	OFF	ON
④	⑥	ON	OFF
⑤	⑥	OFF	ON

0 1.5MIN 4.0MAX (MM)

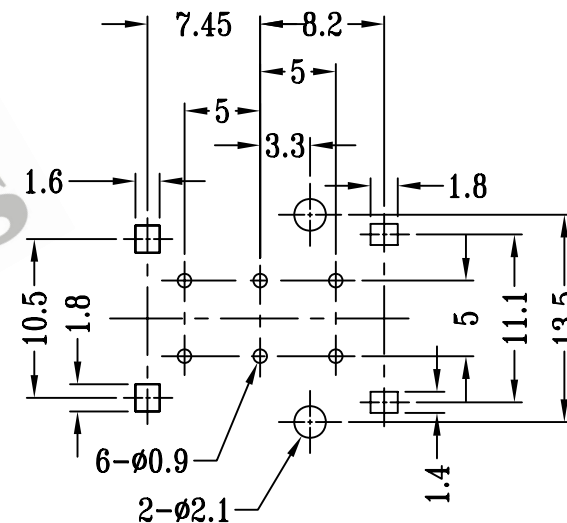
TRAVEL POSITION(X)



P.C.B MOUNTING FACE



SCHEMATIC (NON-SHORTING)



P.C.B LAYOUT

OPERATING FORCE: 50±20gf

注:带"*"表示关键尺寸(7个)

NO.	PART NAME	MATERIAL	Q'TY	FINISHING	TOLERANCE	SHENZHEN XIEJIA ELECTRONICS CO.,LTD.			
8					UNLESS SPECIFIED	ISSUE	DATE	DESCRIPTIONS	APPD.
7	TERMINAL	BRASS STRIP/NYLON	2	Ag PLATED OVER Ni PLATED/BLACK	WITHIN: 1.5±0.1mm OVER : 1.5±0.2mm	TITLE : HOOK SWITCH			
6	SLIDER	NYLON+F.G	1	BLACK		UNIT : MM DRWG NO.: XJ-DR-HS22L03-00			
5	SPRING	SUS	1	TEMPER		SCALE: 2 : 1			
4	CONTACT CLIP	PBS	2	Ag CLAD		DWN. ZHOUYU 2005-8-16			
3	KNOB	POM	1	WHITE		CHK'D FANGYING 2005-8-16			
2	COVER	POM	1	BLUE		APPD. KANGXINAN 2005-8-16			
1	CASE	NYLON+F.G	1	BLACK		ALL MATERIALS MUST BE COMPLIANT TO ROHS			